



**NSA**  
**SASKATCHEWAN**



PRAIRIE OASIS PARK, WARMAN, SK

**NSA** **MENS &**  
**WOMENS**

# PRAIRIE

PROVINCIALS 2024

WARMAN, SASKATCHEWAN

SEPT. 20TH, 21ST & 22ND, 2024





# NSA CANADA

Alberta Centennial Centre • 3676 48th Avenue NE. Calgary • Alberta • T3J 5C8  
Calgary 403.250.9655 • Hamilton 905.546.0501  
[www.nsacanada.ca](http://www.nsacanada.ca)



## 2024 NSA PRAIRIE PROVINCIAL WORLD SERIES INFORMATION PACKAGE



### MEN'S & WOMEN'S

**September 20th to September 22nd, 2024, Warman, SK  
Prairie Oasis Park, Warman, SK**

ALL teams should be available to START PLAY **FRIDAY** of the event by **6:00pm**. The schedule will be posted on [www.nsacanada.ca](http://www.nsacanada.ca) on the **Wednesday** of the event or earlier if possible.

#### 1. GENERAL INFORMATION

- A.** Registration will be confirmed upon receipt of payment at NSA Canada Head Office. Entry fee is \$625.00 including GST. You may register online at [www.nsacanada.ca](http://www.nsacanada.ca). Payment methods are cash, EMT, debit or credit card.
- B.** Teams are not required to qualify as this event is open to all teams.
- C.** Rosters must be on-line. You are allowed up to 6 changes from this roster after that date at a cost of \$5.00 per change. **Any team not having submitted their roster by the due date will be charged an additional \$75.00 when they submit their roster at the event.** The deadlines are to allow us appropriate time to classify your team

Please note: Our Player Classification System is in place and all players must be registered in order to play in the Provincial World Series events. It takes only a few moments to register and the information can be found on our homepage at [www.nsacanada.ca](http://www.nsacanada.ca).

D. Player Classification system is in place for this event. Any players not registered will be considered ineligible. For World Series and Provincial events a team will be allowed a maximum of (2) players from the next player classification directly above their own team's division/classification or (1) player from the classification (2) above their own.

E. There is a minimum 5 game guarantee.

#### 3. SCHEDULES

Game times will be posted on [www.nsacanada.ca](http://www.nsacanada.ca) on the Wednesday of the event or earlier if possible. Please note: schedules are not confirmed and are subject to change up until the coach's meeting.





#### 4. ACCOMODATIONS



NSA Canada has partnered with Tournkey Travel for all event accommodations this season. Tournkey will provide NSA Canada with unique hotel options through custom links for each event. It is important all teams take advantage of our approved hotels as it allows NSA Canada to provide the most value to our host communities. All teams are recommended to select from our list of hotel options to take advantage of our team and participant volume through the best group rates and amenities.

If you have and questions about the travel options contact Tournkey Travel at 1-800-304-6346 or visit our website for more detail or to review hotel options. \* If you do not see a hotel option you like please contact Tournkey to find out how they can secure rooms at that property.

For Camping information search Tourism Saskatchewan or the City of Warman

#### 5. PROVINCIAL WORLD SERIES PRIZING

Champions – NSA Prizing plus prize money

Finalist – World Series Garment

3<sup>rd</sup> place – World Series Shirt (if applicable)

#### 6. DRAWBOARDS AND TOURNAMENT HEADQUARTERS

Located in the Festival Area at the Ball Diamonds. All scores, information and coach's inquiries will be answered there.

#### 7. GENERAL INFORMATION

For general inquiries, please contact NSA Canada directly at 905-546-0501 or contact Dennis Squires at 306-812-7912



Compete with teams from ALL OVER CANADA and become

# NSA CANADA MEN'S & WOMEN'S WORLD SERIES CHAMPIONS



# NSA CANADA

## MEN'S & WOMEN'S

# WORLD SERIES 2025

**JULY 31ST TO AUG 4TH  
HAMILTON, ON**



**\$675.00  
REGISTRATION FEE  
PLUS GST**

**CANADA'S LARGEST NATIONAL SLOPITCH CHAMPIONSHIP PROGRAM**

### DIVISIONS

- Men's - Open, B, C, D, E
- Women's - Open, B, C, D, E



### PRIZING

- NSA Canada Men's & Women's World Series Awards
- Cash Awards in all Divisions
- NSA Canada World Series Rings



**WORLD SERIES GAMES START FRIDAY AT 9:00 AM  
MUSIC & ENTERTAINMENT BY MC  
LARGE OUTDOOR BEER GARDENS ON SITE**

**REGISTER ONLINE AT: [nsacanada.ca](http://nsacanada.ca) OR CALL TOLL FREE: 1.877.250.9655**



**CONGRATULATIONS TO THE 2024 NSA WORLD SERIES CHAMPIONS**



# NSA CANADA - MENS & WOMENS WORLD SERIES EVENT RULES



**UMPIRE GAME CARDS** The umpire's line up card is to be retrieved by the winning team and handed in immediately following each game. Please ensure the umpire has signed it and verified the score (only umpire signed line up cards will be deemed to be official). If line up cards with umpire signatures and scores are not handed in, the game will be deemed a loss for both teams.

**ROSTERS** The copy of your original roster that you submitted is included in your team package, along with a blank carbon copy roster sheet. Teams are allowed to make a total of five (5) changes and/or additions (any combination thereof, cannot exceed five) to the original roster, which will be at a cost of \$5.00 per change. Rosters may contain a maximum of 20 names. All Players must fill out and sign this roster and turn both the original and new roster back into the Tournament Committee prior to the start of your second game. Teams that did not submit their roster by the event cutoff date will be charged an additional \$25.00 when they submit their roster at the event. Any changes made to your roster after the cutoff deadline must still adhere to the player classification system.

**FAILURE TO TURN IN YOUR TEAM ROSTER (CHANGES/NO CHANGES) ON TIME CAN RESULT IN DIS-QUALIFICATION FROM THE "WORLD SERIES".**

**PLAYER CLASSIFICATION** The system is in place for this event. Any players not registered will be considered ineligible. For "World Series and Provincial" events, a team will be allowed a maximum of 2 players from the next player classification directly above their own team's division/classification or 1 player from 2 classifications above their own division/classification.

**TIME-LIMITS** There are 75-90 minute time-limits allotted for the entire weekend. No inning is to start AFTER the limit is reached (based on actual start time plus any early start time). This is solely at the judgment of the umpire and is not protestable. If a game is started early, the time-limit is extended appropriately. Should an umpire feel that a team is trying to slow the game down to reach a time-limit, he/she may add additional time to the game as they see fit. No time-limits on Monday.

**Teams are responsible to be at their diamonds 30-minutes before their scheduled start time.**

**YOUR GAME MAY BE STARTED UP TO 20-MINUTES EARLY.**

**There is absolutely no grace period for any games.**

**WARM-UPS** There is no form of warm-up on the field after the first inning. If the umpire so chooses, he/she can declare your next batter out.

**COIN-TOSS** The home team will be decided by a double coin-toss, until game one of the finals – at which time the undefeated team will have the choice of home or visitor. If a second game in the final is required, a double coin-toss will determine home and visitor. Matching uniform shirts/jerseys (matching FONT and colours but NOT necessarily numbered) are not mandatory; however, teams without matching shirts/jerseys will forfeit home team choice to the team with matching uniform shirts (exception is game one of each final).

**HOME PLATE/ COUNT** The plate is LIVE in Open Divisions only. All runners coming home must be tagged, with the exception of a force play at home. Any unnecessary charging or "running the catcher" at home plate will result in the ejection of the offending player. For the safety of all involved, please slide or 'concede' at home when needed. All other divisions will use a scoring line and commitment line.

**In tournament play batters in divisions A, B and C shall start each at bat with a one (1) and one (1) strike count - Rule 7, Sec 1**

**THIRD STRIKE FOUL** is an out. Runners are not allowed to tag up and run on a caught third strike foul.

**ERRANT BALLS** Teams must retrieve their foul or home-run balls **or their first batter of the next inning may be called an out.** Send someone to get the balls – you hit it, you go get it.

**LINE UPS** Maximum 10 players on the field and ALL players must be of 18 years of age. You will be allowed to bat up to a **maximum of 12 batters.** If a team starts with the use of an EP, that team must finish the game with an EP. If the EP or any other player is injured or removed from the game with no substitute to replace them, that spot in the batting order will be an out.



**HOME-RUN RULE** (any ball clearly over the fence in fair territory, regardless of being touched or deflected)

**Five (5) and one up**

**NOTE:** The one up rule is in effect only after both teams have reached their home run limit. Once both teams have reached their home run limit, each team may hit an additional home run, however, no team may ever go more than one home run up on the other team. Any additional home runs above the one up will be scored as an out.

**EXCEPTION:** If the visiting team is even or up one home run on the home team in the bottom of the last inning or any extra innings, the home team may hit only one home run in that inning.

**RULE 5 Sec 11**

ANY BALL clearly over the fence in fair territory, regardless of being touched or deflected, exceeding a team's home run limit, will be scored as an out.

**NOTE I:** Any batted ball that clearly goes over the fence in fair territory, regardless of being touched or deflected, shall be considered a home run against the team's home run total.

**NOTE II:** Once a home run has been declared by the home plate umpire all runners may proceed to their dugout and a run will be scored for each runner.

**RULE 5 Sec 12**

ANY BALL ASSISTED OVER THE FENCE by a defensive player in fair territory before striking the ground, shall not be included in the total of over the fence home runs. This is a four-base award.

**NOTE I:** Once a four-base award has been declared by the home plate umpire all runners may proceed to their dugout and a run will be scored for each runner.

**MERCY RULE IS IN EFFECT** In ALL divisions it will be 20 runs after 3rd inning, 15 after 4th and 10 runs after 5th. Home team does not take their last bats if they are leading at the bottom of the last inning. If you want your guaranteed at bats, take visitor.

**SUBSTITUTIONS & COURTESY RUNNERS** If an accident to the runner prevents him/her from proceeding to a base which he/she is awarded, a substitute runner shall be permitted for the injured player. Re-entry is allowed once and only in the original spot in the batting order. You may re-enter at any time. **No courtesy runners will be allowed at any time.**

**TEMPORARY RUNNER FOR THE PITCHER** A temporary runner must be used for the pitcher if he/she is on base with two (2) out and is using removable protective equipment as defines in Rule 3, Sec 7. At a minimum this protective equipment must include a mask. This rule only applies to the pitcher if he/she was the pitcher at the end of the previous inning or was declared to be starting pitcher to the home plate umpire if this is the top of the first inning.

**A -** The temporary runner may be any available player of the same gender as the pitcher on the team's roster.

**B -** A temporary runner will not be counted as a courtesy runner, if in use.

**NOTE: Refusal to use a temporary runner shall result in the pitcher being declared out.**

**EXTRA INNINGS** There will be NO ties; all games must have a winner. A game that is tied at the end of the last inning shall be continued by playing additional innings until one side has scored more runs in their half of the inning. There is NO INTERNATIONAL RULE.

**PROTESTS** Protests shall NOT be allowed or considered if they are based solely upon a decision involving judgment on the part of an umpire. Protests shall be received and considered ONLY on the following types:

**A –** Misinterpretation of a playing rule to a given situation

**B –** Failure of an umpire to apply the correct rule to a given situation

**C –** Failure to impose the correct penalty for a given violation

**D –** In post season play, protests concerning player eligibility must be filed before the first pitch of the top of the fifth inning. **EXCEPTION:** If a player is added to the line-up card after the top of the fifth inning, that player or players may be protested up to the end of the game. The end of the game is defined as when the umpire(s) have left the playing field, or the umpire has started the next game (Rule 5 Section 3 Note 1 Page 13)

Notification of intent to protest must be made immediately before the next pitch. All protests must be dealt with immediately, stopping play.

**EXCEPTION:** Player eligibility where ALL protests must be made BEFORE the umpire leaves the field.

Protest fee is \$175.00 cash, payable to NSA Canada "World Series" Committee.

**COMMITTEE RIGHTS** The "World Series" committee reserves the right to make decisions that they feel are in the best interest of the event as a whole. Furthermore, the "World Series" committee reserves the right, without notice, to change game times or event format to ensure the safety of the participants and completion of the "World Series". **Any team deemed trying to "throw" a game** during round robin play for the purpose of manipulating round robin seeding (placing in a lower playoff division) may be awarded the win by either the plate umpire or the "World Series" committee or, and at the committee's discretion, ejected from the event as a whole.

**If a rule is not stated above, NSA Canada rulebook will apply.**



# THE MOST **DURABLE** SOFTBALLS **ON THE MARKET**



## Official softball of NSA Canada

- Featuring our patented **E**oated **A**rmour **L**ayer technology
- **E**oated with a new polymer sealant making the cover easy to grip and handle
- **A**rmour cover made of the most durable synthetic leather material on the market
- **L**ayer is a innovative compound fused to the outside cover increasing the feel and durability

This new technology makes this ball the most durable, best feeling and performing softball around

- 11" and 12" circumference - Injected Polyurethane Core - Optic Yellow and White available

Available at great retailers everywhere in Canada.  
To find one near you go to  
[lanctotteamsports.com](http://lanctotteamsports.com)

**CAL Softballs available:**

**11 CAL - 40CAL - 44CAL - 44WCAL - 47CAL - 52CAL**

Teams:		VS	Played at:				Time:				Date:				Final Score:			
#	PLAYER	POS.	1	2	3	4	5	6	7	8	9	H	AB	RBI	K			
1																		
	SUB																	
2																		
	SUB																	
3																		
	SUB																	
4																		
	SUB																	
5																		
	SUB																	
6																		
	SUB																	
7																		
	SUB																	
8																		
9																		
	SUB																	
10																		
	SUB																	
11																		
	SUB																	
12																		
	SUB																	
13																		
	SUB																	
14																		
	SUB																	
15																		
	SUB																	

### SUMMARY

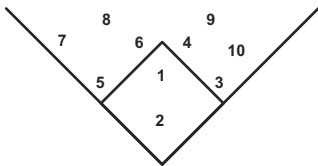
Runs Scored												H	AB	RBI	K
-------------	--	--	--	--	--	--	--	--	--	--	--	---	----	-----	---

Score: \_\_\_\_\_

Winner: \_\_\_\_\_

Protest: \_\_\_\_\_

Umpire(s): \_\_\_\_\_



- 2 - Catcher
- 3 - First Base
- 4 - Second Base
- 5 - Third Base
- 6 - Shortstop
- 7 - Left Field
- 8 - Left-Centre Field
- 9 - Right-Centre Field
- 10 - Right Field
- 1B - Single
- 2B - Double
- 3B - Triple
- HR - Home Run
- BB - Base On Balls
- K - Strikeout
- E - Error
- FC - Fielder's Choice
- SAC - Sacrifice
- H - Hits
- AB - At Bats
- RBI - Run Bated In





Teams:		VS	Played at:				Time:				Date:				Final Score:			
#	PLAYER	POS.	1	2	3	4	5	6	7	8	9	H	AB	RBI	K			
1																		
	SUB																	
2																		
	SUB																	
3																		
	SUB																	
4																		
	SUB																	
5																		
	SUB																	
6																		
	SUB																	
7																		
	SUB																	
8																		
9																		
	SUB																	
10																		
	SUB																	
11																		
	SUB																	
12																		
	SUB																	
13																		
	SUB																	
14																		
	SUB																	
15																		
	SUB																	

### SUMMARY

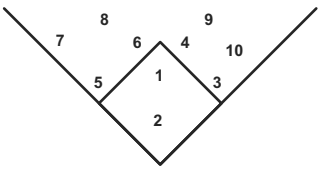
Runs Scored												H	AB	RBI	K
-------------	--	--	--	--	--	--	--	--	--	--	--	---	----	-----	---

Score: \_\_\_\_\_

Winner: \_\_\_\_\_

Protest: \_\_\_\_\_

Umpire(s): \_\_\_\_\_



- 2 - Catcher
- 9 - Right-Center Field
- K - Strikeout
- 3 - First Base
- 10 - Right Field
- E - Error
- 4 - Second Base
- 1B - Single
- FC - Fielder's Choice
- 5 - Third Base
- 2B - Double
- SAC - Sacrifice
- 6 - Shortstop
- 3B - Triple
- H - Hits
- 7 - Left Field
- HR - Home Run
- AB - At Bats
- 8 - Left-Center Field
- BB - Base On Balls
- RBI - Run Bated In



Teams:		VS	Played at:				Time:				Date:				Final Score:			
#	PLAYER	POS.	1	2	3	4	5	6	7	8	9	H	AB	RBI	K			
1																		
	SUB																	
2																		
	SUB																	
3																		
	SUB																	
4																		
	SUB																	
5																		
	SUB																	
6																		
	SUB																	
7																		
	SUB																	
8																		
9																		
	SUB																	
10																		
	SUB																	
11																		
	SUB																	
12																		
	SUB																	
13																		
	SUB																	
14																		
	SUB																	
15																		
	SUB																	

### SUMMARY

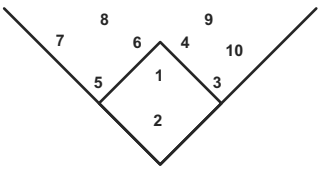
Runs Scored												H	AB	RBI	K
-------------	--	--	--	--	--	--	--	--	--	--	--	---	----	-----	---

Score: \_\_\_\_\_

Winner: \_\_\_\_\_

Protest: \_\_\_\_\_

Umpire(s): \_\_\_\_\_



- 2 - Catcher
- 9 - Right-Centre Field
- K - Strikeout
- 3 - First Base
- 10 - Right Field
- E - Error
- 4 - Second Base
- 1B - Single
- FC - Fielder's Choice
- 5 - Third Base
- 2B - Double
- SAC - Sacrifice
- 6 - Shortstop
- 3B - Triple
- H - Hits
- 7 - Left Field
- HR - Home Run
- AB - At Bats
- 8 - Left-Centre Field
- BB - Base On Balls
- RBI - Run Bated In



Teams:		VS	Played at:				Time:				Date:				Final Score:			
#	PLAYER	POS.	1	2	3	4	5	6	7	8	9	H	AB	RBI	K			
1																		
	SUB																	
2																		
	SUB																	
3																		
	SUB																	
4																		
	SUB																	
5																		
	SUB																	
6																		
	SUB																	
7																		
	SUB																	
8																		
9																		
	SUB																	
10																		
	SUB																	
11																		
	SUB																	
12																		
	SUB																	
13																		
	SUB																	
14																		
	SUB																	
15																		
	SUB																	

### SUMMARY

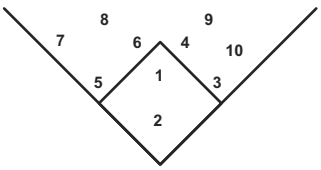
Runs Scored												H	AB	RBI	K
-------------	--	--	--	--	--	--	--	--	--	--	--	---	----	-----	---

Score: \_\_\_\_\_

Winner: \_\_\_\_\_

Protest: \_\_\_\_\_

Umpire(s): \_\_\_\_\_



- 2 - Catcher
- 3 - First Base
- 4 - Second Base
- 5 - Third Base
- 6 - Shortstop
- 7 - Left Field
- 8 - Left-Center Field
- 9 - Right-Center Field
- 10 - Right Field
- 1B - Single
- 2B - Double
- 3B - Triple
- HR - Home Run
- BB - Base On Balls
- K - Strikeout
- E - Error
- FC - Fielder's Choice
- SAC - Sacrifice
- H - Hits
- AB - At Bats
- RBI - Run Bated In



Teams:		VS	Played at:				Time:				Date:				Final Score:			
#	PLAYER	POS.	1	2	3	4	5	6	7	8	9	H	AB	RBI	K			
1																		
	SUB																	
2																		
	SUB																	
3																		
	SUB																	
4																		
	SUB																	
5																		
	SUB																	
6																		
	SUB																	
7																		
	SUB																	
8																		
9																		
	SUB																	
10																		
	SUB																	
11																		
	SUB																	
12																		
	SUB																	
13																		
	SUB																	
14																		
	SUB																	
15																		
	SUB																	

### SUMMARY

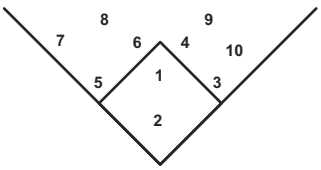
Runs Scored												H	AB	RBI	K
-------------	--	--	--	--	--	--	--	--	--	--	--	---	----	-----	---

Score: \_\_\_\_\_

Winner: \_\_\_\_\_

Protest: \_\_\_\_\_

Umpire(s): \_\_\_\_\_



- 2 - Catcher
- 3 - First Base
- 4 - Second Base
- 5 - Third Base
- 6 - Shortstop
- 7 - Left Field
- 8 - Left-Center Field
- 9 - Right-Center Field
- 10 - Right Field
- 1B - Single
- 2B - Double
- 3B - Triple
- HR - Home Run
- BB - Base On Balls
- K - Strikeout
- E - Error
- FC - Fielder's Choice
- SAC - Sacrifice
- H - Hits
- AB - At Bats
- RBI - Run Bated In



Teams:		VS	Played at:				Time:				Date:				Final Score:			
#	PLAYER	POS.	1	2	3	4	5	6	7	8	9	H	AB	RBI	K			
1																		
	SUB																	
2																		
	SUB																	
3																		
	SUB																	
4																		
	SUB																	
5																		
	SUB																	
6																		
	SUB																	
7																		
	SUB																	
8																		
9																		
	SUB																	
10																		
	SUB																	
11																		
	SUB																	
12																		
	SUB																	
13																		
	SUB																	
14																		
	SUB																	
15																		
	SUB																	

### SUMMARY

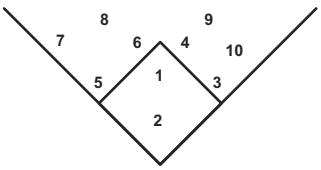
Runs Scored												H	AB	RBI	K
-------------	--	--	--	--	--	--	--	--	--	--	--	---	----	-----	---

Score: \_\_\_\_\_

Winner: \_\_\_\_\_

Protest: \_\_\_\_\_

Umpire(s): \_\_\_\_\_



- 2 - Catcher
- 3 - First Base
- 4 - Second Base
- 5 - Third Base
- 6 - Shortstop
- 7 - Left Field
- 8 - Left-Center Field
- 9 - Right-Center Field
- 10 - Right Field
- 1B - Single
- 2B - Double
- 3B - Triple
- HR - Home Run
- BB - Base On Balls
- K - Strikeout
- E - Error
- FC - Fielder's Choice
- SAC - Sacrifice
- H - Hits
- AB - At Bats
- RBI - Run Bated In



Teams:		VS	Played at:				Time:				Date:				Final Score:			
#	PLAYER	POS.	1	2	3	4	5	6	7	8	9	H	AB	RBI	K			
1																		
	SUB																	
2																		
	SUB																	
3																		
	SUB																	
4																		
	SUB																	
5																		
	SUB																	
6																		
	SUB																	
7																		
	SUB																	
8																		
9																		
	SUB																	
10																		
	SUB																	
11																		
	SUB																	
12																		
	SUB																	
13																		
	SUB																	
14																		
	SUB																	
15																		
	SUB																	

### SUMMARY

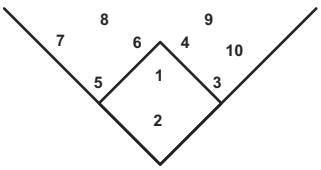
Runs Scored												H	AB	RBI	K
-------------	--	--	--	--	--	--	--	--	--	--	--	---	----	-----	---

Score: \_\_\_\_\_

Winner: \_\_\_\_\_

Protest: \_\_\_\_\_

Umpire(s): \_\_\_\_\_



- 2 - Catcher
- 9 - Right-Centre Field
- K - Strikeout
- 3 - First Base
- 10 - Right Field
- E - Error
- 4 - Second Base
- 1B - Single
- FC - Fielder's Choice
- 5 - Third Base
- 2B - Double
- SAC - Sacrifice
- 6 - Shortstop
- 3B - Triple
- H - Hits
- 7 - Left Field
- HR - Home Run
- AB - At Bats
- 8 - Left-Centre Field
- BB - Base On Balls
- RBI - Run Bated In



Teams:		VS	Played at:				Time:				Date:				Final Score:			
#	PLAYER	POS.	1	2	3	4	5	6	7	8	9	H	AB	RBI	K			
1																		
	SUB																	
2																		
	SUB																	
3																		
	SUB																	
4																		
	SUB																	
5																		
	SUB																	
6																		
	SUB																	
7																		
	SUB																	
8																		
9																		
	SUB																	
10																		
	SUB																	
11																		
	SUB																	
12																		
	SUB																	
13																		
	SUB																	
14																		
	SUB																	
15																		
	SUB																	

### SUMMARY

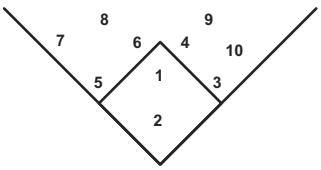
Runs Scored												H	AB	RBI	K
-------------	--	--	--	--	--	--	--	--	--	--	--	---	----	-----	---

Score: \_\_\_\_\_

Winner: \_\_\_\_\_

Protest: \_\_\_\_\_

Umpire(s): \_\_\_\_\_



- 2 - Catcher
- 9 - Right-Center Field
- K - Strikeout
- 3 - First Base
- 10 - Right Field
- E - Error
- 4 - Second Base
- 1B - Single
- FC - Fielder's Choice
- 5 - Third Base
- 2B - Double
- SAC - Sacrifice
- 6 - Shortstop
- 3B - Triple
- H - Hits
- 7 - Left Field
- HR - Home Run
- AB - At Bats
- 8 - Left-Center Field
- BB - Base On Balls
- RBI - Run Bated In



Teams:		VS	Played at:				Time:				Date:				Final Score:			
#	PLAYER	POS.	1	2	3	4	5	6	7	8	9	H	AB	RBI	K			
1																		
	SUB																	
2																		
	SUB																	
3																		
	SUB																	
4																		
	SUB																	
5																		
	SUB																	
6																		
	SUB																	
7																		
	SUB																	
8																		
9																		
	SUB																	
10																		
	SUB																	
11																		
	SUB																	
12																		
	SUB																	
13																		
	SUB																	
14																		
	SUB																	
15																		
	SUB																	

### SUMMARY

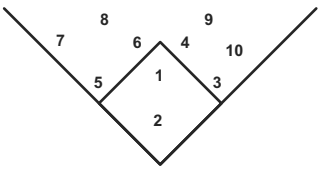
Runs Scored												H	AB	RBI	K
-------------	--	--	--	--	--	--	--	--	--	--	--	---	----	-----	---

Score: \_\_\_\_\_

Winner: \_\_\_\_\_

Protest: \_\_\_\_\_

Umpire(s): \_\_\_\_\_



- 2 - Catcher
- 3 - First Base
- 4 - Second Base
- 5 - Third Base
- 6 - Shortstop
- 7 - Left Field
- 8 - Left-Centre Field
- 9 - Right-Centre Field
- 10 - Right Field
- 1B - Single
- 2B - Double
- 3B - Triple
- HR - Home Run
- BB - Base On Balls
- K - Strikeout
- E - Error
- FC - Fielder's Choice
- SAC - Sacrifice
- H - Hits
- AB - At Bats
- RBI - Run Bated In





Teams:		VS	Played at:				Time:				Date:				Final Score:			
#	PLAYER	POS.	1	2	3	4	5	6	7	8	9	H	AB	RBI	K			
1																		
	SUB																	
2																		
	SUB																	
3																		
	SUB																	
4																		
	SUB																	
5																		
	SUB																	
6																		
	SUB																	
7																		
	SUB																	
8																		
9																		
	SUB																	
10																		
	SUB																	
11																		
	SUB																	
12																		
	SUB																	
13																		
	SUB																	
14																		
	SUB																	
15																		
	SUB																	

### SUMMARY

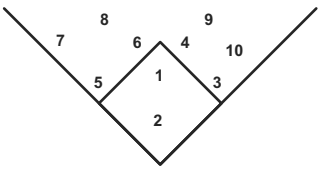
Runs Scored												H	AB	RBI	K
-------------	--	--	--	--	--	--	--	--	--	--	--	---	----	-----	---

Score: \_\_\_\_\_

Winner: \_\_\_\_\_

Protest: \_\_\_\_\_

Umpire(s): \_\_\_\_\_



- 2 - Catcher
- 3 - First Base
- 4 - Second Base
- 5 - Third Base
- 6 - Shortstop
- 7 - Left Field
- 8 - Left-Center Field
- 9 - Right-Center Field
- 10 - Right Field
- 1B - Single
- 2B - Double
- 3B - Triple
- HR - Home Run
- BB - Base On Balls
- K - Strikeout
- E - Error
- FC - Fielder's Choice
- SAC - Sacrifice
- H - Hits
- AB - At Bats
- RBI - Run Bated In



Teams:		VS	Played at:				Time:				Date:				Final Score:			
#	PLAYER	POS.	1	2	3	4	5	6	7	8	9	H	AB	RBI	K			
1																		
	SUB																	
2																		
	SUB																	
3																		
	SUB																	
4																		
	SUB																	
5																		
	SUB																	
6																		
	SUB																	
7																		
	SUB																	
8																		
9																		
	SUB																	
10																		
	SUB																	
11																		
	SUB																	
12																		
	SUB																	
13																		
	SUB																	
14																		
	SUB																	
15																		
	SUB																	

### SUMMARY

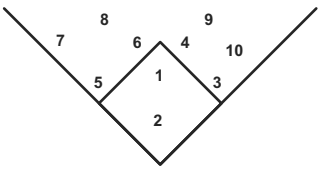
Runs Scored												H	AB	RBI	K
-------------	--	--	--	--	--	--	--	--	--	--	--	---	----	-----	---

Score: \_\_\_\_\_

Winner: \_\_\_\_\_

Protest: \_\_\_\_\_

Umpire(s): \_\_\_\_\_



- 2 - Catcher
- 3 - First Base
- 4 - Second Base
- 5 - Third Base
- 6 - Shortstop
- 7 - Left Field
- 8 - Left-Centre Field
- 9 - Right-Centre Field
- 10 - Right Field
- 1B - Single
- 2B - Double
- 3B - Triple
- HR - Home Run
- BB - Base On Balls
- K - Strikeout
- E - Error
- FC - Fielder's Choice
- SAC - Sacrifice
- H - Hits
- AB - At Bats
- RBI - Run Bated In



Teams:		VS	Played at:				Time:				Date:				Final Score:			
#	PLAYER	POS.	1	2	3	4	5	6	7	8	9	H	AB	RBI	K			
1																		
	SUB																	
2																		
	SUB																	
3																		
	SUB																	
4																		
	SUB																	
5																		
	SUB																	
6																		
	SUB																	
7																		
	SUB																	
8																		
9																		
	SUB																	
10																		
	SUB																	
11																		
	SUB																	
12																		
	SUB																	
13																		
	SUB																	
14																		
	SUB																	
15																		
	SUB																	

### SUMMARY

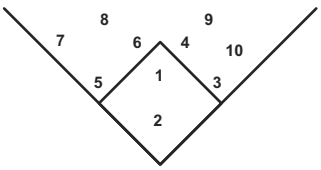
Runs Scored												H	AB	RBI	K
-------------	--	--	--	--	--	--	--	--	--	--	--	---	----	-----	---

Score: \_\_\_\_\_

Winner: \_\_\_\_\_

Protest: \_\_\_\_\_

Umpire(s): \_\_\_\_\_



- 2 - Catcher
- 3 - First Base
- 4 - Second Base
- 5 - Third Base
- 6 - Shortstop
- 7 - Left Field
- 8 - Left-Center Field
- 9 - Right-Center Field
- 10 - Right Field
- 1B - Single
- 2B - Double
- 3B - Triple
- HR - Home Run
- BB - Base On Balls
- K - Strikeout
- E - Error
- FC - Fielder's Choice
- SAC - Sacrifice
- H - Hits
- AB - At Bats
- RBI - Run Bated In



Teams:		VS	Played at:				Time:				Date:				Final Score:			
#	PLAYER	POS.	1	2	3	4	5	6	7	8	9	H	AB	RBI	K			
1																		
	SUB																	
2																		
	SUB																	
3																		
	SUB																	
4																		
	SUB																	
5																		
	SUB																	
6																		
	SUB																	
7																		
	SUB																	
8																		
9																		
	SUB																	
10																		
	SUB																	
11																		
	SUB																	
12																		
	SUB																	
13																		
	SUB																	
14																		
	SUB																	
15																		
	SUB																	

### SUMMARY

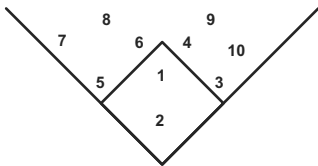
Runs Scored												H	AB	RBI	K
-------------	--	--	--	--	--	--	--	--	--	--	--	---	----	-----	---

Score: \_\_\_\_\_

Winner: \_\_\_\_\_

Protest: \_\_\_\_\_

Umpire(s): \_\_\_\_\_



- 2 - Catcher
- 3 - First Base
- 4 - Second Base
- 5 - Third Base
- 6 - Shortstop
- 7 - Left Field
- 8 - Left-Center Field
- 9 - Right-Center Field
- 10 - Right Field
- 1B - Single
- 2B - Double
- 3B - Triple
- HR - Home Run
- BB - Base On Balls
- K - Strikeout
- E - Error
- FC - Fielder's Choice
- SAC - Sacrifice
- H - Hits
- AB - At Bats
- RBI - Run Bated In



Teams:		VS	Played at:				Time:				Date:				Final Score:			
#	PLAYER	POS.	1	2	3	4	5	6	7	8	9	H	AB	RBI	K			
1																		
	SUB																	
2																		
	SUB																	
3																		
	SUB																	
4																		
	SUB																	
5																		
	SUB																	
6																		
	SUB																	
7																		
	SUB																	
8																		
9																		
	SUB																	
10																		
	SUB																	
11																		
	SUB																	
12																		
	SUB																	
13																		
	SUB																	
14																		
	SUB																	
15																		
	SUB																	

### SUMMARY

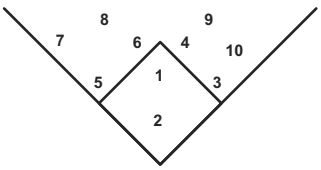
Runs Scored												H	AB	RBI	K
-------------	--	--	--	--	--	--	--	--	--	--	--	---	----	-----	---

Score: \_\_\_\_\_

Winner: \_\_\_\_\_

Protest: \_\_\_\_\_

Umpire(s): \_\_\_\_\_



- 2 - Catcher
- 9 - Right-Center Field
- K - Strikeout
- 3 - First Base
- 10 - Right Field
- E - Error
- 4 - Second Base
- 1B - Single
- FC - Fielder's Choice
- 5 - Third Base
- 2B - Double
- SAC - Sacrifice
- 6 - Shortstop
- 3B - Triple
- H - Hits
- 7 - Left Field
- HR - Home Run
- AB - At Bats
- 8 - Left-Center Field
- BB - Base On Balls
- RBI - Run Bated In



Teams:		VS	Played at:				Time:				Date:				Final Score:			
#	PLAYER	POS.	1	2	3	4	5	6	7	8	9	H	AB	RBI	K			
1																		
	SUB																	
2																		
	SUB																	
3																		
	SUB																	
4																		
	SUB																	
5																		
	SUB																	
6																		
	SUB																	
7																		
	SUB																	
8																		
9																		
	SUB																	
10																		
	SUB																	
11																		
	SUB																	
12																		
	SUB																	
13																		
	SUB																	
14																		
	SUB																	
15																		
	SUB																	

### SUMMARY

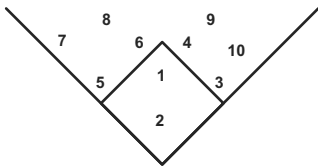
Runs Scored												H	AB	RBI	K
-------------	--	--	--	--	--	--	--	--	--	--	--	---	----	-----	---

Score: \_\_\_\_\_

Winner: \_\_\_\_\_

Protest: \_\_\_\_\_

Umpire(s): \_\_\_\_\_



- 2 - Catcher
- 3 - First Base
- 4 - Second Base
- 5 - Third Base
- 6 - Shortstop
- 7 - Left Field
- 8 - Left-Center Field
- 9 - Right-Center Field
- 10 - Right Field
- 1B - Single
- 2B - Double
- 3B - Triple
- HR - Home Run
- BB - Base On Balls
- K - Strikeout
- E - Error
- FC - Fielder's Choice
- SAC - Sacrifice
- H - Hits
- AB - At Bats
- RBI - Run Bated In



Teams:		VS	Played at:				Time:				Date:				Final Score:			
#	PLAYER	POS.	1	2	3	4	5	6	7	8	9	H	AB	RBI	K			
1																		
	SUB																	
2																		
	SUB																	
3																		
	SUB																	
4																		
	SUB																	
5																		
	SUB																	
6																		
	SUB																	
7																		
	SUB																	
8																		
9																		
	SUB																	
10																		
	SUB																	
11																		
	SUB																	
12																		
	SUB																	
13																		
	SUB																	
14																		
	SUB																	
15																		
	SUB																	

### SUMMARY

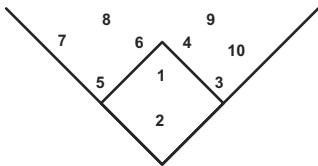
Runs Scored												H	AB	RBI	K
-------------	--	--	--	--	--	--	--	--	--	--	--	---	----	-----	---

Score: \_\_\_\_\_

Winner: \_\_\_\_\_

Protest: \_\_\_\_\_

Umpire(s): \_\_\_\_\_



- 2 - Catcher
- 3 - First Base
- 4 - Second Base
- 5 - Third Base
- 6 - Shortstop
- 7 - Left Field
- 8 - Left-Centre Field
- 9 - Right-Centre Field
- 10 - Right Field
- 1B - Single
- 2B - Double
- 3B - Triple
- HR - Home Run
- BB - Base On Balls
- K - Strikeout
- E - Error
- FC - Fielder's Choice
- SAC - Sacrifice
- H - Hits
- AB - At Bats
- RBI - Run Bated In



Teams:		VS	Played at:				Time:				Date:				Final Score:			
#	PLAYER	POS.	1	2	3	4	5	6	7	8	9	H	AB	RBI	K			
1																		
	SUB																	
2																		
	SUB																	
3																		
	SUB																	
4																		
	SUB																	
5																		
	SUB																	
6																		
	SUB																	
7																		
	SUB																	
8																		
9																		
	SUB																	
10																		
	SUB																	
11																		
	SUB																	
12																		
	SUB																	
13																		
	SUB																	
14																		
	SUB																	
15																		
	SUB																	

### SUMMARY

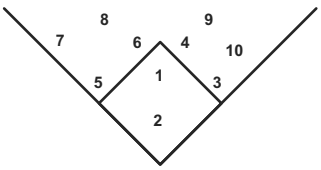
Runs Scored												H	AB	RBI	K
-------------	--	--	--	--	--	--	--	--	--	--	--	---	----	-----	---

Score: \_\_\_\_\_

Winner: \_\_\_\_\_

Protest: \_\_\_\_\_

Umpire(s): \_\_\_\_\_



- 2 - Catcher
- 3 - First Base
- 4 - Second Base
- 5 - Third Base
- 6 - Shortstop
- 7 - Left Field
- 8 - Left-Center Field
- 9 - Right-Center Field
- 10 - Right Field
- 1B - Single
- 2B - Double
- 3B - Triple
- HR - Home Run
- BB - Base On Balls
- K - Strikeout
- E - Error
- FC - Fielder's Choice
- SAC - Sacrifice
- H - Hits
- AB - At Bats
- RBI - Run Bated In





Teams:		VS	Played at:				Time:				Date:				Final Score:			
#	PLAYER	POS.	1	2	3	4	5	6	7	8	9	H	AB	RBI	K			
1																		
	SUB																	
2																		
	SUB																	
3																		
	SUB																	
4																		
	SUB																	
5																		
	SUB																	
6																		
	SUB																	
7																		
	SUB																	
8																		
9																		
	SUB																	
10																		
	SUB																	
11																		
	SUB																	
12																		
	SUB																	
13																		
	SUB																	
14																		
	SUB																	
15																		
	SUB																	

### SUMMARY

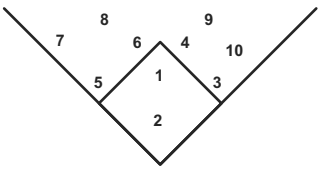
Runs Scored												H	AB	RBI	K
-------------	--	--	--	--	--	--	--	--	--	--	--	---	----	-----	---

Score: \_\_\_\_\_

Winner: \_\_\_\_\_

Protest: \_\_\_\_\_

Umpire(s): \_\_\_\_\_



- 2 - Catcher
- 3 - First Base
- 4 - Second Base
- 5 - Third Base
- 6 - Shortstop
- 7 - Left Field
- 8 - Left-Center Field
- 9 - Right-Center Field
- 10 - Right Field
- 1B - Single
- 2B - Double
- 3B - Triple
- HR - Home Run
- BB - Base On Balls
- K - Strikeout
- E - Error
- FC - Fielder's Choice
- SAC - Sacrifice
- H - Hits
- AB - At Bats
- RBI - Run Bated In



Teams:		VS	Played at:				Time:				Date:				Final Score:			
#	PLAYER	POS.	1	2	3	4	5	6	7	8	9	H	AB	RBI	K			
1																		
	SUB																	
2																		
	SUB																	
3																		
	SUB																	
4																		
	SUB																	
5																		
	SUB																	
6																		
	SUB																	
7																		
	SUB																	
8																		
9																		
	SUB																	
10																		
	SUB																	
11																		
	SUB																	
12																		
	SUB																	
13																		
	SUB																	
14																		
	SUB																	
15																		
	SUB																	

### SUMMARY

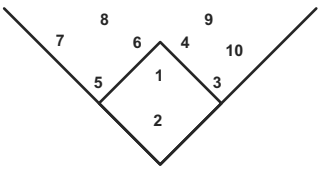
Runs Scored												H	AB	RBI	K
-------------	--	--	--	--	--	--	--	--	--	--	--	---	----	-----	---

Score: \_\_\_\_\_

Winner: \_\_\_\_\_

Protest: \_\_\_\_\_

Umpire(s): \_\_\_\_\_



- 2 - Catcher
- 3 - First Base
- 4 - Second Base
- 5 - Third Base
- 6 - Shortstop
- 7 - Left Field
- 8 - Left-Center Field
- 9 - Right-Center Field
- 10 - Right Field
- 1B - Single
- 2B - Double
- 3B - Triple
- HR - Home Run
- BB - Base On Balls
- K - Strikeout
- E - Error
- FC - Fielder's Choice
- SAC - Sacrifice
- H - Hits
- AB - At Bats
- RBI - Run Bated In



Teams:		VS	Played at:				Time:				Date:				Final Score:			
#	PLAYER	POS.	1	2	3	4	5	6	7	8	9	H	AB	RBI	K			
1																		
	SUB																	
2																		
	SUB																	
3																		
	SUB																	
4																		
	SUB																	
5																		
	SUB																	
6																		
	SUB																	
7																		
	SUB																	
8																		
9																		
	SUB																	
10																		
	SUB																	
11																		
	SUB																	
12																		
	SUB																	
13																		
	SUB																	
14																		
	SUB																	
15																		
	SUB																	

### SUMMARY

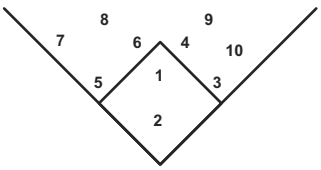
Runs Scored												H	AB	RBI	K
-------------	--	--	--	--	--	--	--	--	--	--	--	---	----	-----	---

Score: \_\_\_\_\_

Winner: \_\_\_\_\_

Protest: \_\_\_\_\_

Umpire(s): \_\_\_\_\_



- 2 - Catcher
- 3 - First Base
- 4 - Second Base
- 5 - Third Base
- 6 - Shortstop
- 7 - Left Field
- 8 - Left-Center Field
- 9 - Right-Center Field
- 10 - Right Field
- 1B - Single
- 2B - Double
- 3B - Triple
- HR - Home Run
- BB - Base On Balls
- K - Strikeout
- E - Error
- FC - Fielder's Choice
- SAC - Sacrifice
- H - Hits
- AB - At Bats
- RBI - Run Bated In



Teams:		VS	Played at:				Time:				Date:				Final Score:			
#	PLAYER	POS.	1	2	3	4	5	6	7	8	9	H	AB	RBI	K			
1																		
	SUB																	
2																		
	SUB																	
3																		
	SUB																	
4																		
	SUB																	
5																		
	SUB																	
6																		
	SUB																	
7																		
	SUB																	
8																		
9																		
	SUB																	
10																		
	SUB																	
11																		
	SUB																	
12																		
	SUB																	
13																		
	SUB																	
14																		
	SUB																	
15																		
	SUB																	

### SUMMARY

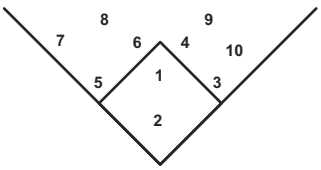
Runs Scored												H	AB	RBI	K
-------------	--	--	--	--	--	--	--	--	--	--	--	---	----	-----	---

Score: \_\_\_\_\_

Winner: \_\_\_\_\_

Protest: \_\_\_\_\_

Umpire(s): \_\_\_\_\_



- 2 - Catcher
- 9 - Right-Center Field
- K - Strikeout
- 3 - First Base
- 10 - Right Field
- E - Error
- 4 - Second Base
- 1B - Single
- FC - Fielder's Choice
- 5 - Third Base
- 2B - Double
- SAC - Sacrifice
- 6 - Shortstop
- 3B - Triple
- H - Hits
- 7 - Left Field
- HR - Home Run
- AB - At Bats
- 8 - Left-Center Field
- BB - Base On Balls
- RBI - Run Bated In



Teams:		VS	Played at:				Time:				Date:				Final Score:			
#	PLAYER	POS.	1	2	3	4	5	6	7	8	9	H	AB	RBI	K			
1																		
	SUB																	
2																		
	SUB																	
3																		
	SUB																	
4																		
	SUB																	
5																		
	SUB																	
6																		
	SUB																	
7																		
	SUB																	
8																		
9																		
	SUB																	
10																		
	SUB																	
11																		
	SUB																	
12																		
	SUB																	
13																		
	SUB																	
14																		
	SUB																	
15																		
	SUB																	

### SUMMARY

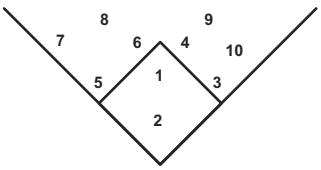
Runs Scored												H	AB	RBI	K
-------------	--	--	--	--	--	--	--	--	--	--	--	---	----	-----	---

Score: \_\_\_\_\_

Winner: \_\_\_\_\_

Protest: \_\_\_\_\_

Umpire(s): \_\_\_\_\_



- 2 - Catcher
- 3 - First Base
- 4 - Second Base
- 5 - Third Base
- 6 - Shortstop
- 7 - Left Field
- 8 - Left-Centre Field
- 9 - Right-Centre Field
- 10 - Right Field
- 1B - Single
- 2B - Double
- 3B - Triple
- HR - Home Run
- BB - Base On Balls
- K - Strikeout
- E - Error
- FC - Fielder's Choice
- SAC - Sacrifice
- H - Hits
- AB - At Bats
- RBI - Run Bated In



Teams:		VS	Played at:				Time:				Date:				Final Score:			
#	PLAYER	POS.	1	2	3	4	5	6	7	8	9	H	AB	RBI	K			
1																		
	SUB																	
2																		
	SUB																	
3																		
	SUB																	
4																		
	SUB																	
5																		
	SUB																	
6																		
	SUB																	
7																		
	SUB																	
8																		
9																		
	SUB																	
10																		
	SUB																	
11																		
	SUB																	
12																		
	SUB																	
13																		
	SUB																	
14																		
	SUB																	
15																		
	SUB																	

### SUMMARY

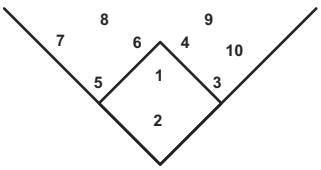
Runs Scored												H	AB	RBI	K
-------------	--	--	--	--	--	--	--	--	--	--	--	---	----	-----	---

Score: \_\_\_\_\_

Winner: \_\_\_\_\_

Protest: \_\_\_\_\_

Umpire(s): \_\_\_\_\_



- 2 - Catcher
- 3 - First Base
- 4 - Second Base
- 5 - Third Base
- 6 - Shortstop
- 7 - Left Field
- 8 - Left-Center Field
- 9 - Right-Center Field
- 10 - Right Field
- 1B - Single
- 2B - Double
- 3B - Triple
- HR - Home Run
- BB - Base On Balls
- K - Strikeout
- E - Error
- FC - Fielder's Choice
- SAC - Sacrifice
- H - Hits
- AB - At Bats
- RBI - Run Bated In



Teams:		VS	Played at:				Time:				Date:				Final Score:			
#	PLAYER	POS.	1	2	3	4	5	6	7	8	9	H	AB	RBI	K			
1																		
	SUB																	
2																		
	SUB																	
3																		
	SUB																	
4																		
	SUB																	
5																		
	SUB																	
6																		
	SUB																	
7																		
	SUB																	
8																		
9																		
	SUB																	
10																		
	SUB																	
11																		
	SUB																	
12																		
	SUB																	
13																		
	SUB																	
14																		
	SUB																	
15																		
	SUB																	

### SUMMARY

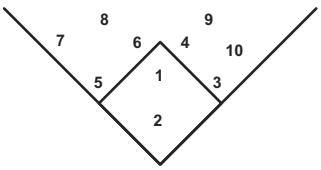
Runs Scored												H	AB	RBI	K
-------------	--	--	--	--	--	--	--	--	--	--	--	---	----	-----	---

Score: \_\_\_\_\_

Winner: \_\_\_\_\_

Protest: \_\_\_\_\_

Umpire(s): \_\_\_\_\_



- 2 - Catcher
- 3 - First Base
- 4 - Second Base
- 5 - Third Base
- 6 - Shortstop
- 7 - Left Field
- 8 - Left-Centre Field
- 9 - Right-Centre Field
- 10 - Right Field
- 1B - Single
- 2B - Double
- 3B - Triple
- HR - Home Run
- BB - Base On Balls
- K - Strikeout
- E - Error
- FC - Fielder's Choice
- SAC - Sacrifice
- H - Hits
- AB - At Bats
- RBI - Run Bated In



Teams:		VS	Played at:				Time:				Date:				Final Score:			
#	PLAYER	POS.	1	2	3	4	5	6	7	8	9	H	AB	RBI	K			
1																		
	SUB																	
2																		
	SUB																	
3																		
	SUB																	
4																		
	SUB																	
5																		
	SUB																	
6																		
	SUB																	
7																		
	SUB																	
8																		
9																		
	SUB																	
10																		
	SUB																	
11																		
	SUB																	
12																		
	SUB																	
13																		
	SUB																	
14																		
	SUB																	
15																		
	SUB																	

### SUMMARY

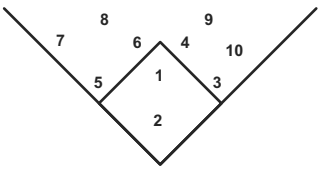
Runs Scored												H	AB	RBI	K
-------------	--	--	--	--	--	--	--	--	--	--	--	---	----	-----	---

Score: \_\_\_\_\_

Winner: \_\_\_\_\_

Protest: \_\_\_\_\_

Umpire(s): \_\_\_\_\_



- 2 - Catcher
- 3 - First Base
- 4 - Second Base
- 5 - Third Base
- 6 - Shortstop
- 7 - Left Field
- 8 - Left-Centre Field
- 9 - Right-Centre Field
- 10 - Right Field
- 1B - Single
- 2B - Double
- 3B - Triple
- HR - Home Run
- BB - Base On Balls
- K - Strikeout
- E - Error
- FC - Fielder's Choice
- SAC - Sacrifice
- H - Hits
- AB - At Bats
- RBI - Run Bated In





Teams:		VS	Played at:				Time:				Date:				Final Score:			
#	PLAYER	POS.	1	2	3	4	5	6	7	8	9	H	AB	RBI	K			
1																		
	SUB																	
2																		
	SUB																	
3																		
	SUB																	
4																		
	SUB																	
5																		
	SUB																	
6																		
	SUB																	
7																		
	SUB																	
8																		
9																		
	SUB																	
10																		
	SUB																	
11																		
	SUB																	
12																		
	SUB																	
13																		
	SUB																	
14																		
	SUB																	
15																		
	SUB																	

### SUMMARY

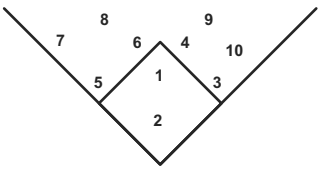
Runs Scored												H	AB	RBI	K
-------------	--	--	--	--	--	--	--	--	--	--	--	---	----	-----	---

Score: \_\_\_\_\_

Winner: \_\_\_\_\_

Protest: \_\_\_\_\_

Umpire(s): \_\_\_\_\_



- 2 - Catcher
- 3 - First Base
- 4 - Second Base
- 5 - Third Base
- 6 - Shortstop
- 7 - Left Field
- 8 - Left-Centre Field
- 9 - Right-Centre Field
- 10 - Right Field
- 1B - Single
- 2B - Double
- 3B - Triple
- HR - Home Run
- BB - Base On Balls
- K - Strikeout
- E - Error
- FC - Fielder's Choice
- SAC - Sacrifice
- H - Hits
- AB - At Bats
- RBI - Run Bated In





CARLSBERG LITE - THE OFFICIAL BEER OF NSA CANADA

# Carlsberg

LITE

PROUDLY SUPPORTING "BUILT BY PLAYER FOR PLAYERS" NATION





# NSA CANADA

CO-ED

# WORLD SERIES 2025

## \$675.00

### REGISTRATION FEE

PLUS GST

CO-ED A, B, C, D, E  
DIVISIONS

AUG 28TH TO SEPT 1ST  
KAMLOOPS, BC

TOURNAMENT CAPITAL RANCH  
TWO TIME WINNER OF TOP FACILITY  
IN NORTH AMERICA



JOIN US IN  
KAMLOOPS  
FOR THE MOST TALKED ABOUT  
CHAMPIONSHIP OF THE SEASON!!

WORLD SERIES EXCLUSIVE  
ENTERTAINMENT AND EVENTS

FEATURING THE:

## \$10,000

OPEN CHAMPIONSHIP GAME



## CANADA'S LARGEST NATIONAL SLOPITCH CHAMPIONSHIP PROGRAM

REGISTER ONLINE AT: [nsacanada.ca](http://nsacanada.ca) OR CALL TOLL FREE: 1.877.250.9655



## CONGRATULATIONS TO THE 2024 NSA WORLD SERIES CHAMPIONS



LANDSHARK - THE OFFICIAL BEER OF NSA CANADA



**LANDSHARK**<sup>®</sup>

PREMIUM

*Lager*

QUALITY

PROUDLY SUPPORTING "BUILT BY PLAYER FOR PLAYERS" NATION





# LOUISVILLE SLUGGER

TYLER MARSHBURN

# MARSH

*Tyler Marsh*



USGSA

# PLAYER SERIES

SCOTT HARTLING

*Scott Hartling* #42



USGSA



# LOUISVILLE SLUGGER

★ SOUTHERN STYLE ★

# hey y'all!

★ HARD ICED TEA ★



PROUD SPONSOR OF



*Where Champions are Built*

**SINCE GW 1990**

**LIGHT**

**SLO-PITCH**



*Snow Diamond*



PRAIRIE OASIS PARK, WARMAN, SK

NSA MENS & WOMENS

# PRAIRIE PROVINCIALS 2024

WARMAN, SASKATCHEWAN

SEPT. 20TH, 21ST & 22ND, 2024



THANKS TO OUR CORPORATE PARTNERS FOR THEIR GREAT SUPPORT!